

# NIRF Screens of the Overall Category

## Home Tab

### Student Details !

Sanctioned (Approved) Intake

Student Strength

Ph.D. Student Details

Placement & Higher Studies

### Faculty Details !

Select Faculty From (NIRF-2025)

Faculty Details (NIRF-2026)

### Institution Details !

Financial Resources

PCS Facilities

Accreditation

Multiple Entry/Exit and Indian Knowledge System

Sustainable Living Practices

### Research Funding !

IPR

Sponsored Research Details

Consultancy Project Details

Executive Development Program/Management Development Program

### Declaration !

About Institute

Declaration

## Sanctioned (approved) Intake

### Sanctioned (Approved) Intake

#### Important Notes:

- Sanctioned approved intake of 1st year to be entered.
- Enter value(s) in all the field(s):If not applicable enter zero[0]

Select program(s) offered by your institution

☒ UG [3 Years Program(s)]

☒ UG [4 Years Program(s)]

☒ UG [5 Years Program(s)]

☒ UG [6 Years Program(s)]

☒ PG [1 Year Program(s)]

☒ PG [2 Years Program(s)]

☒ PG [3 Years Program(s)]

☒ PG-Integrated Program(s)

☒ PG [6 Years Program(s)]

UG [3 Years Program(s)]: Sanctioned (approved) students intake

2024-25

Enter Number Only

2023-24

Enter Number Only

2022-23

Enter Number Only

UG [4 Years Program(s)]: Sanctioned (approved) students intake

2024-25

Enter Number Only

2023-24

Enter Number Only

2022-23

Enter Number Only

2021-22

Enter Number Only

UG [5 Years Program(s)]: Sanctioned (approved) students intake

2024-25

Enter Number Only

2023-24

Enter Number Only

2022-23

Enter Number Only

2021-22

Enter Number Only

2020-21

Enter Number Only

UG [6 Years Program(s)]: Sanctioned (approved) students intake

2024-25

Enter Number Only

2023-24

Enter Number Only

2022-23

Enter Number Only

2021-22

Enter Number Only

2020-21

Enter Number Only

2019-20

Enter Number Only

PG [1 Year Program(s)]: Sanctioned (approved) students intake

2024-25

Enter Number Only

PG [2 Years Program(s)]: Sanctioned (approved) students intake

2024-25

Enter Number Only

2023-24

Enter Number Only

PG [3 Years Program(s)]: Sanctioned (approved) students intake

2024-25

Enter Number Only

2023-24

Enter Number Only

2022-23

Enter Number Only

Medical students pursuing MD/MS/DNB should be entered in PG 3 year programs

PG-Integrated [5 Years Program(s)]: Sanctioned (approved) students intake

2024-25

Enter Number Only

2023-24

Enter Number Only

2022-23

Enter Number Only

2021-22

Enter Number Only

2020-21

Enter Number Only

PG [6 Years Program(s)]: Sanctioned (approved) students intake

2024-25

Enter Number Only

2023-24

Enter Number Only

2022-23

Enter Number Only

2021-22

Enter Number Only

2020-21

Enter Number Only

2019-20

Enter Number Only

 Save & Next

 Home

Total Actual Student Strength (Program(s) Offered by Your Institution)

Total Actual Student Strength (Program(s) Offered by Your Institution)

- Important Notes:
- Include all programs of all years in the academic year 2024-25.
  - Enter value(s) in all the field(s):If not applicable enter zero[0]

UG [3 Years Program(s)] : All Students studying in 1st year, 2nd year and 3rd year. Total Intake:3

No. of Male Students	No. of Female Students	No. of Transgender Students	Total Students
<input type="text"/>	<input type="text"/>	<input type="text"/>	<input type="text"/>
Within State (Including male & female)	Outside State (Including male & female)	Outside Country (Including male & female)	
<input type="text"/>	<input type="text"/>	<input type="text"/>	
Economically Backward (Including male & female)	Socially Challenged (SC+ST+OBC Including male & female)		
<input type="text"/>	<input type="text"/>		

Note: Students counted under socially challenged shall not be counted in economically backward and vice versa.

Note: Students whose parental income is less than taxable slab shall be considered under economically backward.

Note: The students receiving full tuition fee reimbursement shall only be entered. Students receiving partial tuition fee reimbursements and scholarships shall not be entered.

Note: Sum of Students Receiving full tuition fee reimbursement from the State & Central Government, Institution Fund, Private Bodies and No. of Students who are not receiving full tuition fee reimbursement should be less than or equal to sum of Economically Backward and Socially Challenged students

No. of students receiving full tuition fee reimbursement from the State and Central Government	No. of students receiving full tuition fee reimbursement from Institution Funds	No. of students receiving full tuition fee reimbursement from the Private Bodies	No. of students who are not receiving full tuition fee reimbursement
<input type="text"/>	<input type="text"/>	<input type="text"/>	<input type="text"/>

UG [4 Years Program(s)] : All Students studying in 1st year, 2nd year, 3rd year and 4th year. Total Intake:4

No. of Male Students	No. of Female Students	No. of Transgender Students	Total Students
<input type="text"/>	<input type="text"/>	<input type="text"/>	<input type="text"/>
Within State (Including male & female)	Outside State (Including male & female)	Outside Country (Including male & female)	
<input type="text"/>	<input type="text"/>	<input type="text"/>	
Economically Backward (Including male & female)	Socially Challenged (SC+ST+OBC Including male & female)		
<input type="text"/>	<input type="text"/>		

Note: Students counted under socially challenged shall not be counted in economically backward and vice versa.

Note: Students whose parental income is less than taxable slab shall be considered under economically backward.

Note: The students receiving full tuition fee reimbursement shall only be entered. Students receiving partial tuition fee reimbursements and scholarships shall not be entered.

Note: Sum of Students Receiving full tuition fee reimbursement from the State & Central Government, Institution Fund, Private Bodies and No. of Students who are not receiving full tuition fee reimbursement should be less than or equal to sum of Economically Backward and Socially Challenged students

No. of students receiving full tuition fee reimbursement from the State and Central Government	No. of students receiving full tuition fee reimbursement from Institution Funds	No. of students receiving full tuition fee reimbursement from the Private Bodies	No. of students who are not receiving full tuition fee reimbursement
<input type="text"/>	<input type="text"/>	<input type="text"/>	<input type="text"/>

UG [5 Years Program(s)] : All Students studying in 1st year, 2nd year, 3rd year, 4th year and 5th year.				Total Intake:5
No. of Male Students <input style="width: 90%;" type="text"/>	No. of Female Students <input style="width: 90%;" type="text"/>	No. of Transgender Students <input style="width: 90%;" type="text"/>	Total Students <input style="width: 90%;" type="text"/>	
Within State (Including male & female) <input style="width: 90%;" type="text"/>	Outside State (Including male & female) <input style="width: 90%;" type="text"/>	Outside Country (Including male & female) <input style="width: 90%;" type="text"/>		
Economically Backward (Including male & female) <input style="width: 90%;" type="text"/>	Socially Challenged (SC+ST+OBC Including male & female) <input style="width: 90%;" type="text"/>			
<p>Note: Students counted under socially challenged shall not be counted in economically backward and vice versa.</p> <p>Note: Students whose parental income is less than taxable slab shall be considered under economically backward.</p> <p>Note: The students receiving full tuition fee reimbursement shall only be entered. Students receiving partial tuition fee reimbursements and scholarships shall not be entered.</p> <p>Note: Sum of Students Receiving full tuition fee reimbursement from the State &amp; Central Government, Institution Fund, Private Bodies and No. of Students who are not receiving full tuition fee reimbursement should be less than or equal to sum of Economically Backward and Socially Challenged students</p>				
No. of students receiving full tuition fee reimbursement from the State and Central Government <input style="width: 90%;" type="text"/>	No. of students receiving full tuition fee reimbursement from Institution Funds <input style="width: 90%;" type="text"/>	No. of students receiving full tuition fee reimbursement from the Private Bodies <input style="width: 90%;" type="text"/>	No. of students who are not receiving full tuition fee reimbursement <input style="width: 90%;" type="text"/>	

UG [6 Years Program(s)] : All students studying in 1st year, 2nd year, 3rd year, 4th year 5th year and 6th year.				Total Intake:6
No. of Male Students <input style="width: 90%;" type="text"/>	No. of Female Students <input style="width: 90%;" type="text"/>	No. of Transgender Students <input style="width: 90%;" type="text"/>	Total Students <input style="width: 90%;" type="text"/>	
Within State (Including male & female) <input style="width: 90%;" type="text"/>	Outside State (Including male & female) <input style="width: 90%;" type="text"/>	Outside Country (Including male & female) <input style="width: 90%;" type="text"/>		
Economically Backward (Including male & female) <input style="width: 90%;" type="text"/>	Socially Challenged (SC+ST+OBC Including male & female) <input style="width: 90%;" type="text"/>			
<p>Note: Students counted under socially challenged shall not be counted in economically backward and vice versa.</p> <p>Note: Students whose parental income is less than taxable slab shall be considered under economically backward.</p> <p>Note: The students receiving full tuition fee reimbursement shall only be entered. Students receiving partial tuition fee reimbursements and scholarships shall not be entered.</p> <p>Note: Sum of Students Receiving full tuition fee reimbursement from the State &amp; Central Government, Institution Fund, Private Bodies and No. of Students who are not receiving full tuition fee reimbursement should be less than or equal to sum of Economically Backward and Socially Challenged students</p>				
No. of students receiving full tuition fee reimbursement from the State and Central Government <input style="width: 90%;" type="text"/>	No. of students receiving full tuition fee reimbursement from Institution Funds <input style="width: 90%;" type="text"/>	No. of students receiving full tuition fee reimbursement from the Private Bodies <input style="width: 90%;" type="text"/>	No. of students who are not receiving full tuition fee reimbursement <input style="width: 90%;" type="text"/>	

PG [1 Year Program(s)] : All Students studying during the year.				Total Intake:1
No. of Male Students <input style="width: 90%;" type="text"/>	No. of Female Students <input style="width: 90%;" type="text"/>	No. of Transgender Students <input style="width: 90%;" type="text"/>	Total Students <input style="width: 90%;" type="text"/>	
Within State (Including male & female) <input style="width: 90%;" type="text"/>	Outside State (Including male & female) <input style="width: 90%;" type="text"/>	Outside Country (Including male & female) <input style="width: 90%;" type="text"/>		
Economically Backward (Including male & female) <input style="width: 90%;" type="text"/>	Socially Challenged (SC+ST+OBC Including male & female) <input style="width: 90%;" type="text"/>			
<p>Note: Students counted under socially challenged shall not be counted in economically backward and vice versa.</p> <p>Note: Students whose parental income is less than taxable slab shall be considered under economically backward.</p> <p>Note: The students receiving full tuition fee reimbursement shall only be entered. Students receiving partial tuition fee reimbursements and scholarships shall not be entered.</p> <p>Note: Sum of Students Receiving full tuition fee reimbursement from the State &amp; Central Government, Institution Fund, Private Bodies and No. of Students who are not receiving full tuition fee reimbursement should be less than or equal to sum of Economically Backward and Socially Challenged students</p>				
No. of students receiving full tuition fee reimbursement from the State and Central Government <input style="width: 90%;" type="text"/>	No. of students receiving full tuition fee reimbursement from Institution Funds <input style="width: 90%;" type="text"/>	No. of students receiving full tuition fee reimbursement from the Private Bodies <input style="width: 90%;" type="text"/>	No. of students who are not receiving full tuition fee reimbursement <input style="width: 90%;" type="text"/>	

PG [2 Years Program(s)] : All Students studying in 1st year and 2nd year.

Total Intake:2

No. of Male Students	No. of Female Students	No. of Transgender Students	Total Students
<input type="text"/>	<input type="text"/>	<input type="text"/>	<input type="text"/>
Within State (Including male & female)	Outside State (Including male & female)	Outside Country (Including male & female)	
<input type="text"/>	<input type="text"/>	<input type="text"/>	
Economically Backward (Including male & female)	Socially Challenged (SC+ST+OBC Including male & female)		
<input type="text"/>	<input type="text"/>		

Note: Students counted under socially challenged shall not be counted in economically backward and vice versa.

Note: Students whose parental income is less than taxable slab shall be considered under economically backward.

Note: The students receiving full tuition fee reimbursement shall only be entered. Students receiving partial tuition fee reimbursements and scholarships shall not be entered.

Note: Sum of Students Receiving full tuition fee reimbursement from the State & Central Government, Institution Fund, Private Bodies and No. of Students who are not receiving full tuition fee reimbursement should be less than or equal to sum of Economically Backward and Socially Challenged students

No. of students receiving full tuition fee reimbursement from the State and Central Government	No. of students receiving full tuition fee reimbursement from Institution Funds	No. of students receiving full tuition fee reimbursement from the Private Bodies	No. of students who are not receiving full tuition fee reimbursement
<input type="text"/>	<input type="text"/>	<input type="text"/>	<input type="text"/>

PG [3 Years Program(s)] : All Students studying in 1st year, 2nd year and 3rd year.

Total Intake:3

No. of Male Students	No. of Female Students	No. of Transgender Students	Total Students
<input type="text"/>	<input type="text"/>	<input type="text"/>	<input type="text"/>
Within State (Including male & female)	Outside State (Including male & female)	Outside Country (Including male & female)	
<input type="text"/>	<input type="text"/>	<input type="text"/>	
Economically Backward (Including male & female)	Socially Challenged (SC+ST+OBC Including male & female)		
<input type="text"/>	<input type="text"/>		

Note: Students counted under socially challenged shall not be counted in economically backward and vice versa.

Note: Students whose parental income is less than taxable slab shall be considered under economically backward.

Note: The students receiving full tuition fee reimbursement shall only be entered. Students receiving partial tuition fee reimbursements and scholarships shall not be entered.

Note: Sum of Students Receiving full tuition fee reimbursement from the State & Central Government, Institution Fund, Private Bodies and No. of Students who are not receiving full tuition fee reimbursement should be less than or equal to sum of Economically Backward and Socially Challenged students

No. of students receiving full tuition fee reimbursement from the State and Central Government	No. of students receiving full tuition fee reimbursement from Institution Funds	No. of students receiving full tuition fee reimbursement from the Private Bodies	No. of students who are not receiving full tuition fee reimbursement
<input type="text"/>	<input type="text"/>	<input type="text"/>	<input type="text"/>

PG-Integrated (5 years program) : All students studying in 1st year, 2nd year, 3rd year, 4th year and 5th year.

Total Intake:5

No. of Male Students

No. of Female Students

No. of Transgender Students

Total Students

Within State (Including male & female)

Outside State (Including male & female)

Outside Country (Including male & female)

Economically Backward (Including male & female)

Socially Challenged (SC+ST+OBC Including male & female)

Note: Students counted under socially challenged shall not be counted in economically backward and vice versa.

Note: Students whose parental income is less than taxable slab shall be considered under economically backward.

Note: The students receiving full tuition fee reimbursement shall only be entered. Students receiving partial tuition fee reimbursements and scholarships shall not be entered.

Note: Sum of Students Receiving full tuition fee reimbursement from the State & Central Government, Institution Fund, Private Bodies and No. of Students who are not receiving full tuition fee reimbursement should be less than or equal to sum of Economically Backward and Socially Challenged students

No. of students receiving full tuition fee reimbursement from the State and Central Government

No. of students receiving full tuition fee reimbursement from Institution Funds

No. of students receiving full tuition fee reimbursement from the Private Bodies

No. of students who are not receiving full tuition fee reimbursement

PG [6 Years Program(s)] : All students studying in 1st year, 2nd year, 3rd year, 4th year, 5th year and 6th year.

Total Intake:6

No. of Male Students

No. of Female Students

No. of Transgender Students

Total Students

Within State (Including male & female)

Outside State (Including male & female)

Outside Country (Including male & female)

Economically Backward (Including male & female)

Socially Challenged (SC+ST+OBC Including male & female)

Note: Students counted under socially challenged shall not be counted in economically backward and vice versa.

Note: Students whose parental income is less than taxable slab shall be considered under economically backward.

Note: The students receiving full tuition fee reimbursement shall only be entered. Students receiving partial tuition fee reimbursements and scholarships shall not be entered.


Note: Sum of Students Receiving full tuition fee reimbursement from the State & Central Government, Institution Fund, Private Bodies and No. of Students who are not receiving full tuition fee reimbursement should be less than or equal to sum of Economically Backward and Socially Challenged students

No. of students receiving full tuition fee reimbursement from the State and Central Government

No. of students receiving full tuition fee reimbursement from Institution Funds

No. of students receiving full tuition fee reimbursement from the Private Bodies

No. of students who are not receiving full tuition fee reimbursement

 Save & Next

 Home

Ph.D. Student Details

Ph.D Student Details

**Important Notes:**

- Full-time Ph.D. program in your institution as in the academic year 2024-25 should be entered. For examples, total no. of students who are still pursuing PhD are 65 and students enrolled in the PhD program in 2024-25 are 15 ,then total no. of full time PhD students will be 80(15+65)
- Please note that your own faculty registered for Ph.D. in some other institutions or even in your own institution should not be counted and entered.
- Do not enter students enrolled in PhD program in the academic year 2025-26.
- Enter value(s) in all the field(s):if not applicable enter zero[0]

Ph.D (Student pursuing doctoral program till 2024-25 Students admitted in the academic year 2025-26 should not be entered here)

Total Full time Students

Total Part time Students

Total Students

Graduated Ph.D Student Details (Including Integrated Ph.D)

Note:Please include graduated/awarded Ph.D.Students as reflected in the approved Annual Report/Convocation Report of your Institution.

No.of Full Time Ph.D Students Graduated/Awarded (Including Integrated Ph.D)

No.of Part Time Ph.D Students Graduated/Awarded (Including Integrated Ph.D)

2024-25

2023-24

2022-23

2024-25

2023-24

2022-23

PG (Student pursuing MD/MS/DNB program till 2024-25 Students admitted in the academic year 2025-26 should not be entered here) (For Medical Institutions Only)

Number of students pursuing PG (MD/MS/DNB) program

No. of students Graduating in PG (MD/MS/DNB) program

2024-25

2023-24

2022-23

## Placement & Higher Studies

### Placement & Higher Studies

Program(s) offered by your institution are as follows (As per your selection in sanctioned (approved) intake)

#### Important Notes:

- Median Salary per annum should be entered.
- To calculate median salary of placed graduates, arrange the salaries of placed graduates in order from smallest to largest value. If there is an odd number of salaries of placed graduates, the median is the middle value. If there is an even number of salaries of placed graduates, the median is the average of the two middle values.
- For example, if 100 students were placed, arrange all 100 students' salaries from smallest to largest and find the middle value. This is the median salary of the placed graduates for the respective year.
- For more clarity, please read data definitions available on home page.
- Enter value(s) in all the field(s); if not applicable enter zero[0]

UG [3 Year Program(s)]: Placement & higher studies for previous 3 years

Academic Year	No. of first year students intake in the year	No. of first year students admitted in the year	Academic Year	No. of students admitted through Lateral entry	Academic Year	No. of students graduating in minimum stipulated time	No. of students placed	Median salary of placed graduates per annum (Amount in Rs.)	Median salary of placed graduates per annum (Amount in Words)	No. of students selected for Higher Studies
2020-21	<input type="text"/>	<input type="text"/>	2021-22	<input type="text"/>	2022-23	<input type="text"/>	<input type="text"/>	<input type="text"/>	In Words	<input type="text"/>
2021-22	<input type="text"/>	<input type="text"/>	2022-23	<input type="text"/>	2023-24	<input type="text"/>	<input type="text"/>	<input type="text"/>	In Words	<input type="text"/>
2022-23	1	<input type="text"/>	2023-24	<input type="text"/>	2024-25	<input type="text"/>	<input type="text"/>	<input type="text"/>	In Words	<input type="text"/>

UG [4 Year Program(s)]: Placement & higher studies for previous 3 years

Academic Year	No. of first year students intake in the year	No. of first year students admitted in the year	Academic Year	No. of students admitted through Lateral entry	Academic Year	No. of students graduating in minimum stipulated time	No. of students placed	Median salary of placed graduates per annum (Amount in Rs.)	Median salary of placed graduates per annum (Amount in Words)	No. of students selected for Higher Studies
2019-20	<input type="text"/>	<input type="text"/>	2020-21	<input type="text"/>	2022-23	<input type="text"/>	<input type="text"/>	<input type="text"/>	In Words	<input type="text"/>
2020-21	<input type="text"/>	<input type="text"/>	2021-22	<input type="text"/>	2023-24	<input type="text"/>	<input type="text"/>	<input type="text"/>	In Words	<input type="text"/>
2021-22	1	<input type="text"/>	2022-23	<input type="text"/>	2024-25	<input type="text"/>	<input type="text"/>	<input type="text"/>	In Words	<input type="text"/>

UG [5 Year Program(s)]: Placement & higher studies for previous 3 years

Academic Year	No. of first year students intake in the year	No. of first year students admitted in the year	Academic Year	No. of students admitted through Lateral entry	Academic Year	No. of students graduating in minimum stipulated time	No. of students placed	Median salary of placed graduates per annum (Amount in Rs.)	Median salary of placed graduates per annum (Amount in Words)	No. of students selected for Higher Studies
2018-19	<input type="text"/>	<input type="text"/>	2019-20	<input type="text"/>	2022-23	<input type="text"/>	<input type="text"/>	<input type="text"/>	In Words	<input type="text"/>
2019-20	<input type="text"/>	<input type="text"/>	2020-21	<input type="text"/>	2023-24	<input type="text"/>	<input type="text"/>	<input type="text"/>	In Words	<input type="text"/>
2020-21	1	<input type="text"/>	2021-22	<input type="text"/>	2024-25	<input type="text"/>	<input type="text"/>	<input type="text"/>	In Words	<input type="text"/>



## UG [6 Year Program(s)]: Placement &amp; higher studies for previous 3 years

Academic Year	No. of first year students intake in the year	No. of first year students admitted in the year	Academic Year	No. of students graduating in minimum stipulated time	No. of students placed	Median salary of placed graduates per annum (Amount in Rs.)	Median salary of placed graduates per annum (Amount in Words)	No. of students selected for Higher Studies
2017-18	<input type="text"/>	<input type="text"/>	2022-23	<input type="text"/>	<input type="text"/>	<input type="text"/>	In Words	<input type="text"/>
2018-19	<input type="text"/>	<input type="text"/>	2023-24	<input type="text"/>	<input type="text"/>	<input type="text"/>	In Words	<input type="text"/>
2019-20	1	<input type="text"/>	2024-25	<input type="text"/>	<input type="text"/>	<input type="text"/>	In Words	<input type="text"/>

## PG [1 Year Program(s)]: Placement &amp; higher studies for previous 3 years

Academic Year	No. of first year students intake in the year	No. of first year students admitted in the year	Academic Year	No. of students graduating in minimum stipulated time	No. of students placed	Median salary of placed graduates per annum (Amount in Rs.)	Median salary of placed graduates per annum (Amount in Words)	No. of students selected for Higher Studies
2022-23	<input type="text"/>	<input type="text"/>	2022-23	<input type="text"/>	<input type="text"/>	<input type="text"/>	In Words	<input type="text"/>
2023-24	<input type="text"/>	<input type="text"/>	2023-24	<input type="text"/>	<input type="text"/>	<input type="text"/>	In Words	<input type="text"/>
2024-25	1	<input type="text"/>	2024-25	<input type="text"/>	<input type="text"/>	<input type="text"/>	In Words	<input type="text"/>

## PG [2 Year Program(s)]: Placement &amp; higher studies for previous 3 years

Academic Year	No. of first year students intake in the year	No. of first year students admitted in the year	Academic Year	No. of students graduating in minimum stipulated time	No. of students placed	Median salary of placed graduates per annum (Amount in Rs.)	Median salary of placed graduates per annum (Amount in Words)	No. of students selected for Higher Studies
2021-22	<input type="text"/>	<input type="text"/>	2022-23	<input type="text"/>	<input type="text"/>	<input type="text"/>	In Words	<input type="text"/>
2022-23	<input type="text"/>	<input type="text"/>	2023-24	<input type="text"/>	<input type="text"/>	<input type="text"/>	In Words	<input type="text"/>
2023-24	1	<input type="text"/>	2024-25	<input type="text"/>	<input type="text"/>	<input type="text"/>	In Words	<input type="text"/>

## PG [3 Year Program(s)]: Placement &amp; higher studies for previous 3 years

Academic Year	No. of first year students intake in the year	No. of first year students admitted in the year	Academic Year	No. of students admitted through Lateral entry	Academic Year	No. of students graduating in minimum stipulated time	No. of students placed	Median salary of placed graduates per annum (Amount in Rs.)	Median salary of placed graduates per annum (Amount in Words)	No. of students selected for Higher Studies
2020-21	<input type="text"/>	<input type="text"/>	2021-22	<input type="text"/>	2022-23	<input type="text"/>	<input type="text"/>	<input type="text"/>	In Words	<input type="text"/>
2021-22	<input type="text"/>	<input type="text"/>	2022-23	<input type="text"/>	2023-24	<input type="text"/>	<input type="text"/>	<input type="text"/>	In Words	<input type="text"/>
2022-23	1	<input type="text"/>	2023-24	<input type="text"/>	2024-25	<input type="text"/>	<input type="text"/>	<input type="text"/>	In Words	<input type="text"/>

PG-Integrated [5 Years Program(s)]: Placement & higher studies for previous 3 years

Academic Year	No. of first year students intake in the year	No. of first year students admitted in the year	Academic Year	No. of students graduating in minimum stipulated time	No. of students placed	Median salary of placed graduates per annum (Amount in Rs.)	Median salary of placed graduates per annum (Amount in Words)	No. of students selected for Higher Studies
2018-19	<input type="text"/>	<input type="text"/>	2022-23	<input type="text"/>	<input type="text"/>	<input type="text"/>	<input type="text" value="In Words"/>	<input type="text"/>
2019-20	<input type="text"/>	<input type="text"/>	2023-24	<input type="text"/>	<input type="text"/>	<input type="text"/>	<input type="text" value="In Words"/>	<input type="text"/>
2020-21	<input type="text" value="1"/>	<input type="text"/>	2024-25	<input type="text"/>	<input type="text"/>	<input type="text"/>	<input type="text" value="In Words"/>	<input type="text"/>

PG [6 Year Program(s)]: Placement & higher studies for previous 3 years



Academic Year	No. of first year students intake in the year	No. of first year students admitted in the year	Academic Year	No. of students graduating in minimum stipulated time	No. of students placed	Median salary of placed graduates per annum (Amount in Rs.)	Median salary of placed graduates per annum (Amount in Words)	No. of students selected for Higher Studies
2017-18	<input type="text"/>	<input type="text"/>	2022-23	<input type="text"/>	<input type="text"/>	<input type="text"/>	<input type="text" value="In Words"/>	<input type="text"/>
2018-19	<input type="text"/>	<input type="text"/>	2023-24	<input type="text"/>	<input type="text"/>	<input type="text"/>	<input type="text" value="In Words"/>	<input type="text"/>
2019-20	<input type="text" value="1"/>	<input type="text"/>	2024-25	<input type="text"/>	<input type="text"/>	<input type="text"/>	<input type="text" value="In Words"/>	<input type="text"/>

 Save & Next

 Home

Faculty Details

Faculty Details (India Rankings 2026)(Please enter the details of faculty who has worked with institution in the previous academic year i.e. 2024-25)

Note: Enter value(s) in all the field(s):If not applicable enter zero[0] Total faculty (0) |  Completed (0) |  Partially Completed (0)

Note: To add faculty, click on 'Add New' button, fill in the details and click on 'Save'.  
Note: Please note that only enter data of the faculty who has taught in the previous academic year i.e. Not found.

 Add New  Home

Personal Details

Name of the faculty

Gender

☐ Male ☐ Female ☐ Transgender

Academic Designation


--Select--

Date of Birth

Age as on 31st July 2025

Highest University Degree

--Select--

☐ Exempted PAN card as per GOI rules 

PAN Number

Save

Experience Details

Faculty experience in the relevant subject area

Total Teaching Experience  
(In Months) as on 31st July 2025

Total Industry Experience  
(In Months) as on 31st July 2025

Currently working with institution?

--Select--

Association type

--Select--

Date of joining the institute

Date of joining (DD-MM-YYYY)

Financial Resources

Financial Resources: Utilized Amount for the Capital & Operational Expenditure in previous 3 years

Note:Enter value(s) in all the field(s):if not applicable enter zero[0]

Annual Capital Expenditure (Excluding expenditure on construction of new buildings)

Financial Year		2024-25	2023-24	2022-23
		Utilized Amount	Utilized Amount	Utilized Amount
Library	Amount in Rupees	<input type="text"/>	<input type="text"/>	<input type="text"/>
	Amount in Words	<input type="text" value="In words"/>	<input type="text" value="In words"/>	<input type="text" value="In words"/>
New Equipment for Laboratories	Amount in Rupees	<input type="text"/>	<input type="text"/>	<input type="text"/>
	Amount in Words	<input type="text" value="In words"/>	<input type="text" value="In words"/>	<input type="text" value="In words"/>
Engineering Workshops (Equipment, tools and accessories procured for workshop as per the need of curricula)	Amount in Rupees	<input type="text"/>	<input type="text"/>	<input type="text"/>
	Amount in Words	<input type="text" value="In words"/>	<input type="text" value="In words"/>	<input type="text" value="In words"/>
Studios	Amount in Rupees	<input type="text" value="0"/>	<input type="text" value="0"/>	<input type="text" value="0"/>
	Amount in Words	<input type="text" value="In words"/>	<input type="text" value="In words"/>	<input type="text" value="In words"/>
Other expenditure on creation of Capital Assets (excluding expenditure on Land and Building)	Amount in Rupees	<input type="text"/>	<input type="text"/>	<input type="text"/>
	Amount in Words	<input type="text" value="In words"/>	<input type="text" value="In words"/>	<input type="text" value="In words"/>

Annual Operational Expenditure

Financial Year		2024-25	2023-24	2022-23
		Utilized Amount	Utilized Amount	Utilized Amount
Salaries (Teaching and Non Teaching staff)	Amount in Rupees	<input type="text"/>	<input type="text"/>	<input type="text"/>
	Amount in Words	<input type="text" value="In words"/>	<input type="text" value="In words"/>	<input type="text" value="In words"/>
Maintenance of Academic Infrastructure or consumables and other running expenditures (excluding maintenance of hostels and allied services,rent of the building, depreciation cost, etc)	Amount in Rupees	<input type="text"/>	<input type="text"/>	<input type="text"/>
	Amount in Words	<input type="text" value="In words"/>	<input type="text" value="In words"/>	<input type="text" value="In words"/>
Seminars / Conferences / Workshops etc.	Amount in Rupees	<input type="text"/>	<input type="text"/>	<input type="text"/>
	Amount in Words	<input type="text" value="In words"/>	<input type="text" value="In words"/>	<input type="text" value="In words"/>

Save & Next

←Home

## **PCS Facilities**

### PCS Facilities

#### **Important Notes:**

• Please do not include under construction Lifts/Ramps/Toilets.

#### Facilities for Physically Challenged Students

1. Do your institution buildings have Lifts/Ramps?

- ☐ Yes, more than 80% of the buildings      ☐ Yes, more than 60% of the buildings      ☐ Yes, more than 40% of the buildings  
☐ Yes, less than 40% of the buildings      ☒ Not available

2. Do your institution have provision for walking aids, including wheelchairs and transportation from one building to another for handicapped students?

- ☐ Yes      ☒ No

3. Do your institution buildings have specially designed toilets for handicapped students?

- ☐ Yes, more than 80% of the buildings      ☐ Yes, more than 60% of the buildings      ☐ Yes, more than 40% of the buildings  
☐ Yes, less than 40% of the buildings      ☒ Not available

Save & Next

← Go Back

## **Accreditation**

### Accreditation

#### NAAC Accreditation

1. Does your institute have a valid NAAC Accreditation?

NO ▼

Save & Next

← Go Back

## **Multiple Entry/Exit and Indian Knowledge System**

### Multiple Entry/Exit and Indian Knowledge System

#### Sustainability Details

1. Has your institution implemented multiple entry/exit in your institution?

- ☐ Yes      ☒ No

2. Has your institution been teaching courses in Indian Languages??

- ☐ Yes      ☒ No

3. Has your institution introduced courses on Indian Knowledge System?

- ☐ Yes      ☒ No

4. Has your institution established the Grievance Redressal Cell?

- ☐ Yes      ☒ No

5. Is your institution admitting students through National and State Level entrance exam?

- ☐ Yes      ☒ No

Save & Next

← Go Back

Sustainable Living Practices

Sustainable Living Practices

Sustainability Details

1. What specific programs does the institution/university have in place to reduce or eliminate single-use plastics on campus?

☐ Ban on single-use plastic items (e.g., straws, cutlery, plates)

☐ Transition to biodegradable or compostable alternatives

☐ On-campus recycling stations for plastic waste

☐ No current programs addressing single-use plastics

2. What actions has the institution/university taken to reduce its carbon footprint? (Select all that apply)

☐ A. Energy-efficient buildings

☐ B. Renewable energy installations

☐ C. Offsetting emissions

☐ D. Sustainable procurement

☐ E. None

3. What is the level of recycling infrastructure available on your campus?

☐ Comprehensive infrastructure (bins, awareness, collection systems)

☐ Basic infrastructure in place in limited areas

☐ Infrastructure currently being set up

☐ No recycling infrastructure on campus

4. What type of rainwater harvesting system has been implemented at your institution/university?

☐ A. Rooftop Rainwater Harvesting System

☐ B. Surface Runoff Harvesting System

☐ C. Percolation Pit System

☐ D. Recharge Wells

☐ E. Storage Tank System

☐ F. None

5. Which renewable energy sources are installed on your institution/university campus? (Please select all that apply)

☐ Solar Panels

☐ Wind Turbines

☐ Biogas Plants

☐ Geothermal Energy

☐ None of the above

6. What is the institution's approach to minimizing food waste?

☐ Food donation programs

☐ Composting systems

☐ Sustainable food procurement

☐ None

Save & Next

Go Back

IPR

IPR

Note:Enter value(s) in all the field(s):If not applicable enter zero[0]  
Please download the Prescribed Format & Upload the filled proforma (max 2 Mb).

Download Prescribed Format

IPR

Calendar year	2024	2023	2022
No. of Patents Published			
No. of Patents Granted			

Save & Next

Home

## Sponsored Research Details

### Sponsored Research Details

**Important Notes:**

- Please make sure that the amount mentioned in various years is actually the amount received during that year and not the sanctioned budget of the project.
- Fellowship / Scholarship amount received should not be included in research funding.
- Under process / consideration projects should not be included in the data provided.
- Self-funded (Institute / Society) funded projects should not be included.
- Enter value(s) in all the field(s);if not applicable enter zero[0]
- Sponsored Research & Consultancy projects from well known established companies are to be entered.
- Research funding coming from recognised government agencies/foundations and established companies should only be entered.

#### Sponsored Research Details

Financial Year	2024-25	2023-24	2022-23
Total no. of Sponsored Projects	<input type="text"/>	<input type="text"/>	<input type="text"/>
Total no. of Funding Agencies	<input type="text"/>	<input type="text"/>	<input type="text"/>
Total Amount Received (Amount in Rupees)	<input type="text"/>	<input type="text"/>	<input type="text"/>
Amount Received in Words	<input type="text" value="In words"/>	<input type="text" value="In words"/>	<input type="text" value="In words"/>

[Save & Next](#)[←Home](#)

## Consultancy Project Details

### Consultancy Project Details

**Important Notes:**

- Please make sure that the amount mentioned in various years is actually the amount received during that year and not the sanctioned budget of the project.
- Self- Sponsored Consultancy projects (Institute/ Society) should not be counted and entered.
- Enter value(s) in all the field(s);if not applicable enter zero[0]
- Sponsored Research & Consultancy projects from well known established companies are to be entered.
- Consultancy other than your institution should only be entered and consultancy of any sister institution shall not be entered.

#### Consultancy Project Details

Financial Year	2024-25	2023-24	2022-23
Total no. of Consultancy Projects	<input type="text"/>	<input type="text"/>	<input type="text"/>
Total no. of Client Organizations	<input type="text"/>	<input type="text"/>	<input type="text"/>
Total Amount Received (Amount in Rupees)	<input type="text"/>	<input type="text"/>	<input type="text"/>
Amount Received in Words	<input type="text" value="In words"/>	<input type="text" value="In words"/>	<input type="text" value="In words"/>

[Save & Next](#)[←Home](#)

Executive Development Programs/Management Development Programs

Executive Development Programs/Management Development Programs

- Important Notes:**
- No bachelors programme should be counted and entered.
  - Amount received should not include Lodging & Boarding Charges.
  - The amount mentioned for various year is total amount received through executive education programmes for that particular year.
  - Enter value(s) in all the field(s);if not applicable enter zero[0].
  - Faculty Development Programs shall not be entered.

Executive Development Program/Management Development Programs			
Financial Year	2024-25	2023-24	2022-23
Total no. of Executive Development Programs/ Management Development Programs	<input type="text"/>	<input type="text"/>	<input type="text"/>
Total no. of Participants	<input type="text"/>	<input type="text"/>	<input type="text"/>
Total Annual Earnings (Excluding Lodging & Boarding Charges)(Amount in Rupees)	<input type="text"/>	<input type="text"/>	<input type="text"/>
Total Annual Earnings in Words	<input type="text" value="In words"/>	<input type="text" value="In words"/>	<input type="text" value="In words"/>

Save & Next

←Home

About Institute

About Institute

1. Constituent list of colleges?

NO
2. List of all Campuses?

NO

Save & Next

← Go Back